

DGC-600W

Product Data Sheet

Product number: 100001216005

FULLY SWEEP
INLINE
PATHWAY

HIGH FLOW
COMPATIBILITY

HIGH CAPACITY
GAS REMOVAL

High-Throughput Degassing for Your Fluidic System

Improve data quality and reliability in your system with high-throughput degassing chambers from IDEX Health & Science.

IDEX Health & Science high-flow inline degassing chambers provide superior fluid conditioning for high-throughput assay systems. Our degassing chambers improve instrument precision and assay quality by removing dissolved gases from system fluids before they outgas and form bubbles that deteriorate precision dispensing, prevent mixing, disrupt separation air gaps, or interfere with any type of fluid contact detection.

Features:

- › Active high-capacity dissolved gas removal
- › Fully-swept inline fluid path
- › High-flow compatibility
- › Barbed fluid connection for elastomeric tubing
- › Barbed vacuum connection for elastomeric tubing
- › Sturdy housing for membrane protection

Applications:

- › Clinical chemistry
- › Immunoassays
- › High throughput flow cytometry
- › Other high-throughput or fast flow applications

Description

The core functional element of this inline degasser is a fluid path lined by a highly permeable silicone-like membrane. While fluid flows through the membrane-lined pathway, the space surrounding the membrane is evacuated, held at a precise vacuum level using a reliable PID-controlled IDEX Health & Science vacuum pump. The difference in gas concentration between the solution and vacuum drives the active removal of dissolved gases.



General

Parameter	Value
Class	Degassing chamber
Series	DGC
Product alias	DGC-600W
Product number	100001216005

Maximum Ratings (Absolute)

Parameter	Value	Unit
Maximum operating pressure difference between fluid and vacuum	100	kPa
Maximum operating flow rate	800	mL/min
Maximum operating vacuum level	16.7	kPa
Maximum operating temperature	40	°C
Maximum operating non-condensing humidity	70	%

Degassing

The following table contains nominal reference quantities

Parameter	Value	Unit
Degassing	Permeation through solid membrane	
Membrane material	Vinyl methyl silicone (VMQ)	
Degassing fluid volume	205	mL
Flow rate for 50% degassing efficiency	800	mL/min
Recommended minimum degassing flow rate	200	mL/min
Recommended maximum degassing flow rate	800	mL/min
Recommended degassing vacuum	16.7	kPa
Vacuum volume	985	cm ³
Pumpdown period to achieve 16.7 kPa vacuum using an IDEX Health & Science double stage vacuum pump	250	s
Vacuum connection	Barb 4.7 mm OD	
Vacuum connection location	On top lid	
Vacuum connection material	Brass, nickel-plated	
Recommended vacuum connection	Low gas permeability 3 mm ID elastomeric tube	

Regulatory

Parameter	Value
REACH	Yes
RoHS	Yes

Fluidic

Parameter	Value	Unit
Internal fluid pathway	Parallel tubes	circular
Inline fluid volume	210	mL
Pressure drop-flow rate relation, flow rate q in mL/min	$10-5q^2 + 0.015q$	kPa/mL/min
Fluid contact materials	Acrylonitrile butadiene rubber (NBR) Polyamide Polyvinyl chloride (PVC) Vinyl methyl silicone (VMQ)	
Fluid connection	Barb 10 mm OD	
Fluid connection location	On top lid	
Fluid connection material	Polyamide	
Fluid connection center-to-center distance	47	mm
Fluid connection edge-to-edge distance	37	mm
Recommended fluid connection	9 mm ID elastomeric tube	

Mechanical

Parameter	Value	Unit
Housing material	Polyvinyl chloride (PVC) Polyamide	
Outer dimensions	282 x 114 x 114	mm
Mounting	Secure in place using clamp 100001216019	
Mounting Orientation	Upright with fluid and vacuum connection pointing upward OR Horizontal with fluid and vacuum connections pointing to the side	

Environmental

Parameter	Value	Unit
Operating temperature	5 to 40	°C
Operating non-condensing humidity	10 to 70	%
Storage temperature	-10 to 60	°C
Storage non-condensing humidity	10 to 70	%

Typical Performance

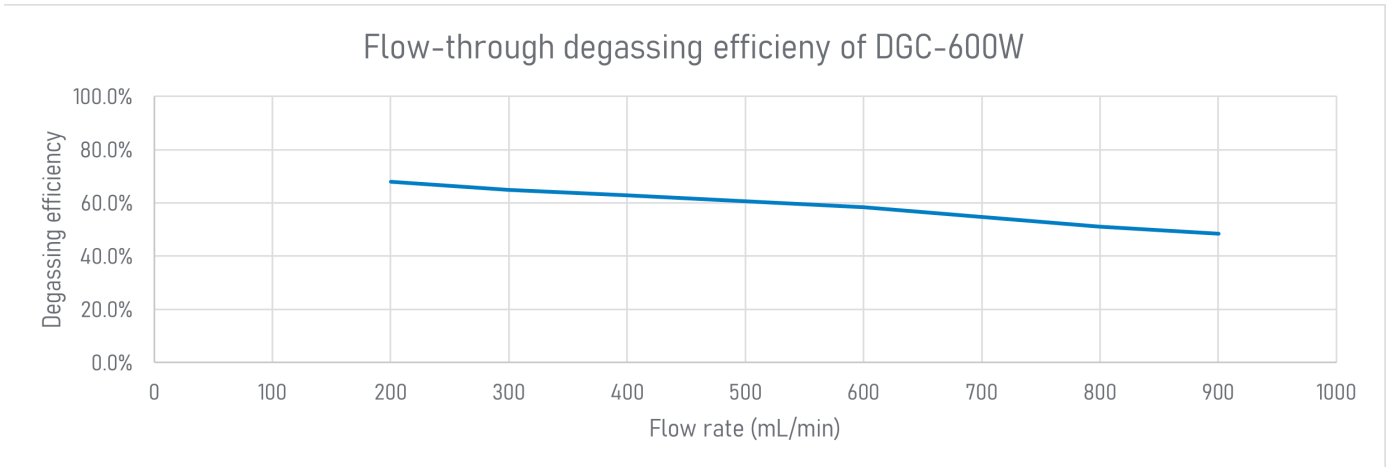
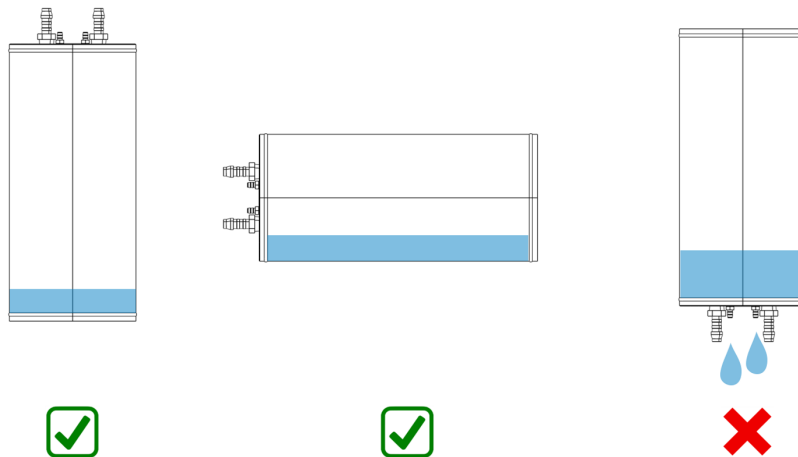


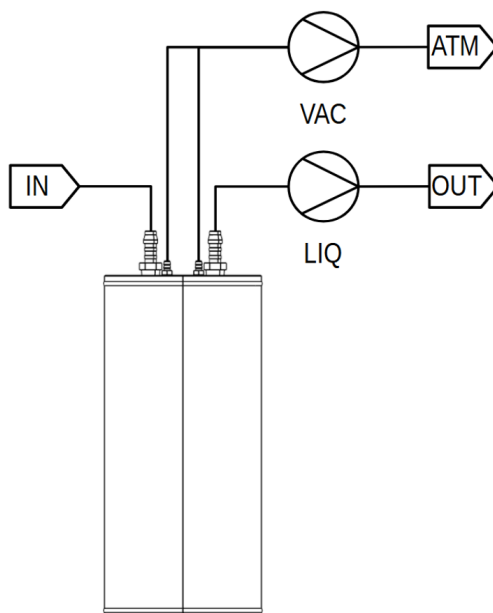
Figure 1: The plot shows the reference degassing efficiency of degassing chamber DGC-600W tested under various flow rates. The degassing efficiency represents the percentage of removed dissolved oxygen with respect to its saturation concentration. The curve shows a typical minimum performance profile gained at 25 °C using deionized water and a vacuum level of 16.7 kPa. The chamber was operated with negligible back pressure connected to the discharge side of a continuous pump. Oxygen content was monitored using a dissolved oxygen sensor while the flow rate was measured using a mass flow meter.

Mounting Orientation

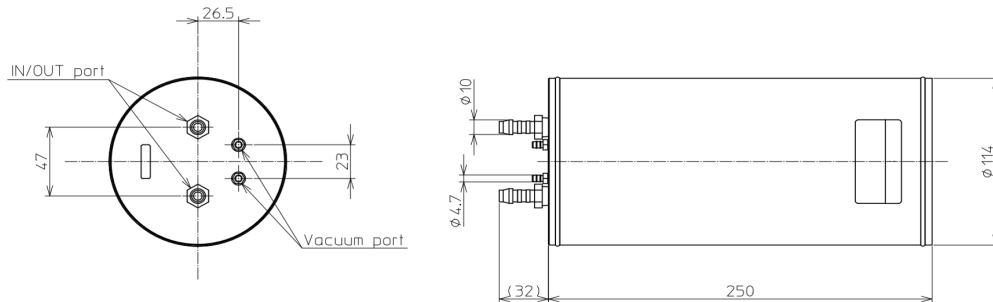
Condensation will reach an equilibrium in the chamber such that a small amount of water will be present at the bottom of the vacuum space. We recommend that the DGC-600W be mounted either in an upright position with fluid and vacuum connections pointing upward or horizontally with fluid and vacuum connections pointing sideways to avoid liquid entering the vacuum line.



Integration



Dimensions



Warranty

Seller warrants to buyer that each product will be free of defects in workmanship and material for the period of 1 year. The warranty period for all products commences on the date the product is deposited by the seller with the carrier for shipment. For complete warranty details refer to IDEX Health & Science LLC terms and conditions of sale which can be found at <https://www.idex-hs.com/about-us/legal-notices/terms-conditions-of-sale>.